

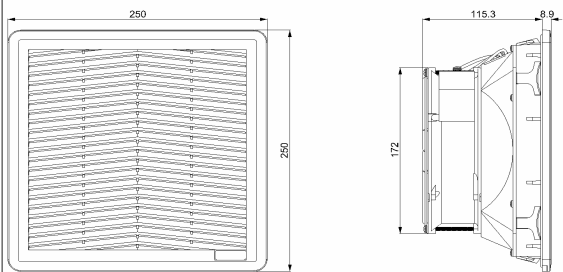
## "FF15AF" SERIES FAN FILTERS

Description: Fan Filter 115/230 Va.c.

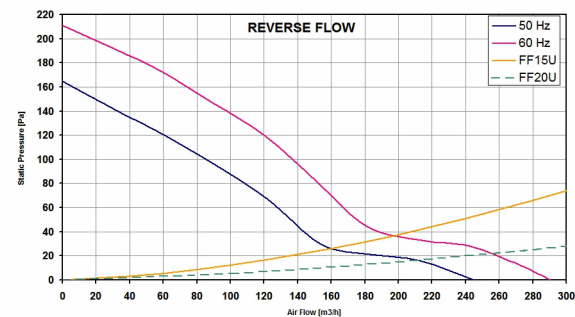
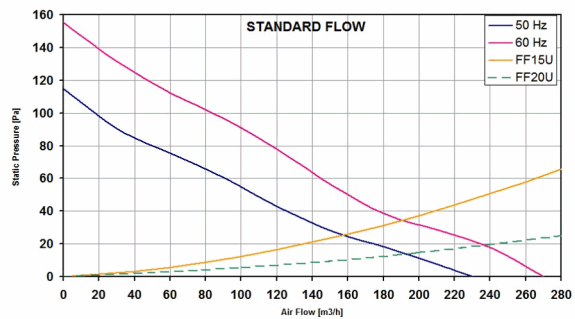
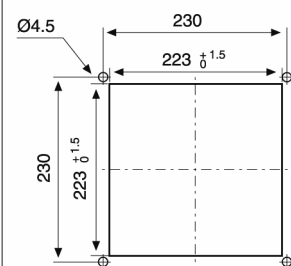


<b>Type of material:</b>	PC/ABS Alloy, PA 66 GF13 HSL for elastic clips
<b>Standard color:</b>	RAL 7035, other colors on request
<b>Protection degree:</b>	IP54, according to EN 60529 standard Type 12 according to UL 508 Std
<b>Fixing system:</b>	by elastic clips, otherwise by four self-threading screws
<b>Plate thickness:</b>	from 1.3 mm to 3.7 mm
<b>Storage temperature:</b>	from -40°C to +70°C
<b>Motor Lifetime L10 at 25°C (approx.):</b>	80,000 h
<b>Motor protection:</b>	thermal
<b>Electrical connection:</b>	by terminal block 3 poles L-N-PE
<b>Earth connection:</b>	(by terminal block, PE pole)
<b>Appliance class:</b>	class I
<b>Type of filter media:</b>	thermo-linked progressive structure synthetic fibre
<b>Filtering class:</b>	class G3, according to EN 779
<b>Degree of separation:</b>	85% - DIN 24185
<b>Dust retention capacity:</b>	600 g/m <sup>2</sup>
<b>Note:</b>	filter media is washable about 10 times
<b>Weight:</b>	1.5 Kg
<b>Approvals:</b>	CE, UL E237844, CSA

### technical drawing (standard flow)



### mounting cut-out



Model	Voltage (V)	Frequency (Hz)	Rated Current (A)	Rated Power (W)	Max Air Flow** (m <sup>3</sup> /h)	Static Pressure (Pa)	Fan Noise [db(A)]	Rated Temp. Range (°C)	Approvals
FF15A115UF	115 V a.c.	50/60	0.280/0.270	31/31	230/270	115/155	50.0/55.0	-10 + +55	CE; cURus; cCSAus
FF15A115UFR	115 V a.c.	50/60	0.280/0.260	31/31	245/290	165/210	50.0/55.0	-10 + +55	CE; cURus; cCSAus
FF15A230UF	230 V a.c.	50/60	0.140/0.160	32/36	230/270	115/155	50.0/55.0	-10 + +55	CE; cURus; cCSAus
FF15A230UFR	230 V a.c.	50/60	0.140/0.160	32/36	245/290	165/210	50.0/55.0	-10 + +55	CE; cURus; cCSAus

data with uncertainty of 15%

All specifications, data and drawing are subject to change without notice and are approximate. Please refer to our terms of sales including our warranty and limited liabilities clause